

Steckerbelegung / Connector arrangement
 Induktiver Wegaufnehmer / Inductive Displacement Transducer

TY 7310 AB

IW 252/40-0,25

04.07.2019

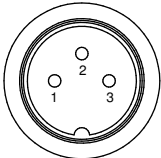
Zugehöriges Datenblatt / Related Data Sheet : IW 10225

Analog-Schnittstelle 0 ... 20 mA / Analog-Interface 0 ... 20 mA

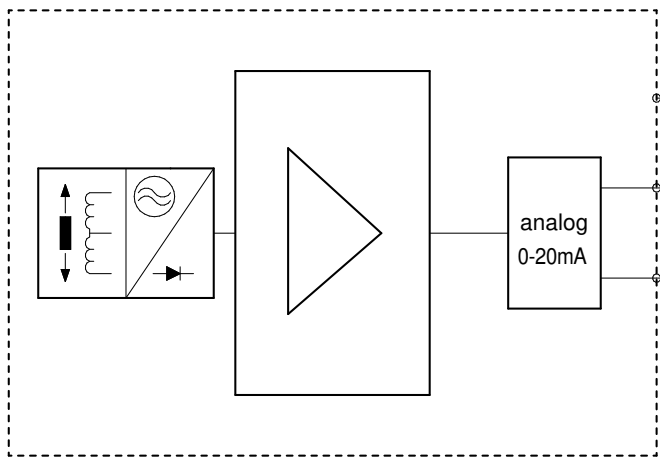
- Messlänge: 40mm
- Gegenstecker: Sensorsteckverbinder M16
Kontaktanzahl: 3 (Buchse)
- Arbeitstemperaturbereich: -10°C ... +85°C
- Measuring length: 40mm
- Counter plug: Sensor connector M16
Number of contacts: 3 (socket)
- Operating temperature range: -10°C ... +85°C

Kontakt-Nr. Core Colour	Belegt mit ...	Connected to ...
1	+U _B = 21,5 ... 32 Volt, I _O max. 60mA	+V _S = 21,5 ... 32 VDC, I _O max. 60mA
2	-U _B = 0 Volt	-V _S = 0 VDC
3	I _A = 0 ... 20 mA	I _O = 0 ... 20mA

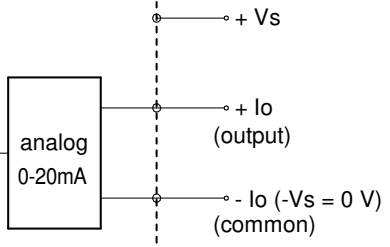
Gegenstecker M16, 3-polig
(Sicht auf Steckseite)
Counter plug M16, 3-pole
(View Connection side)



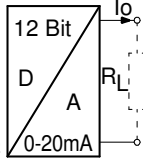
Block Diagram



Analog Output A

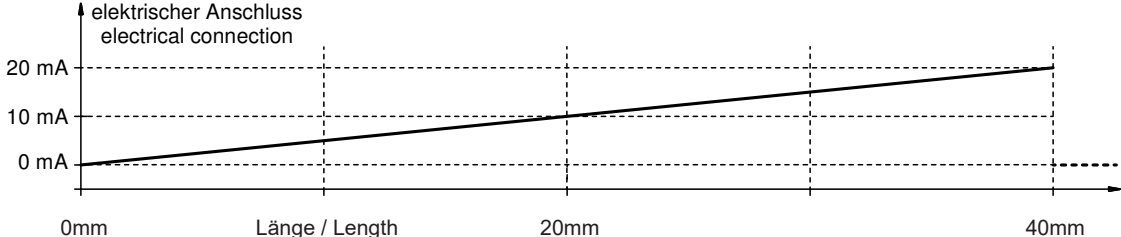


Analog Output A



I_O = 0 ... 20mA
 R_L = 0 ... 0.5kΩ
 Output A specification

↑ elektrischer Anschluss
electrical connection



20 mA
10 mA
0 mA

0mm Länge / Length 20mm 40mm

TWK-ELEKTRONIK GmbH
 Bismarckstraße 108

D-40210 Düsseldorf
 Postfach 10 50 63

Tel. +49 211 96117-0
 Fax +49 211 637705

info@twk.de
www.twk.de

Seite/Page: 1/1